



BRIEFING PAPER

Number 7379, 12 November 2015

Statistics on UK trade with China

By Dominic Webb

Inside:

1. Key statistics
2. China's share of UK trade



Contents

Summary	3
1. Key statistics	4
2. China's share of UK trade	5

Summary

This note provides some key statistics on the UK's trade with China. They are taken from the Office for National Statistics [Pink Book 2015](#) (see tables in Chapter 9).

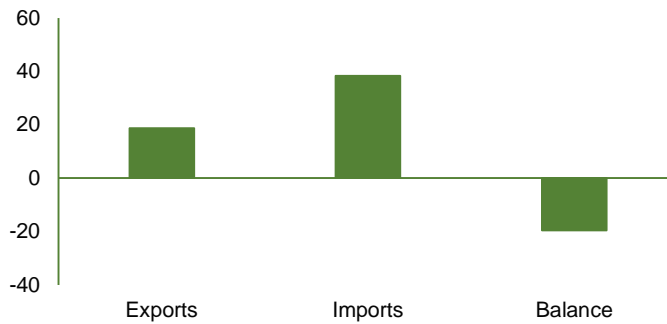
- In 2014, UK exports to China were worth £18.7 billion. Imports from China were £38.3 billion. The UK had a trade deficit of £19.6 billion with China.
- The UK had a surplus with China on trade in services, outweighed by a deficit on trade in goods.
- China accounts for 3.6% of UK exports and 7.0% of all UK imports.
- China is the 7th largest export market for the UK and the 3rd largest source of imports.

1. Key statistics

In 2014, UK exports to China were worth £18.7 billion. Imports from China were £38.3 billion. The UK had a trade deficit of £19.6 billion with China.

Looking at trade in goods only, the UK exported £15.5 billion to China in 2014. UK imports of goods from China were £37.3 billion. The UK therefore had a trade deficit of £21.7 billion in trade in goods. The UK had a surplus of £2.2 billion on trade in services with China in 2014. The UK exported £3.2 billion of services to China and imported £1.0 billion.

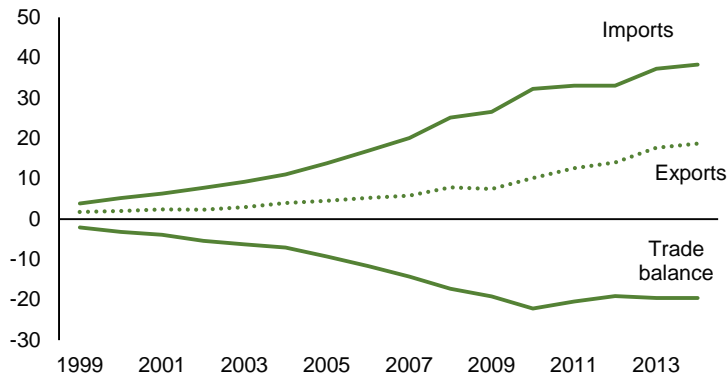
UK trade with China
Goods & services, £bn, 2014



Source: ONS

In cash terms, UK exports to China have increased from £2.0 billion in 2000 and imports from China have increased from £5.2 billion.

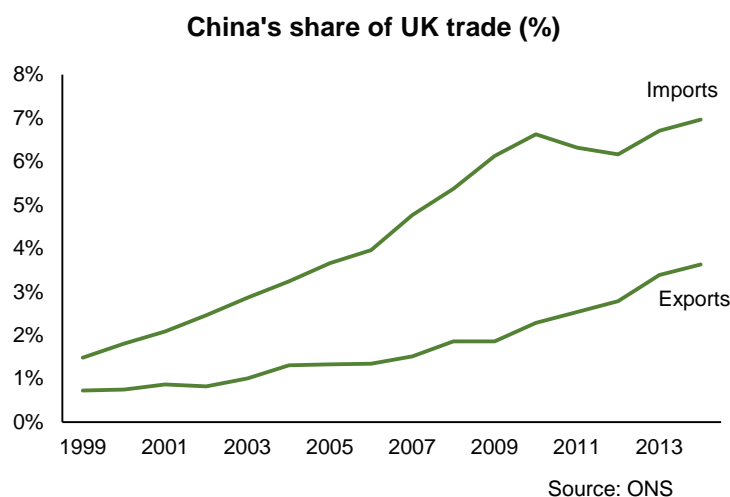
UK trade with China
Goods and services, £bn



Source: ONS

2. China's share of UK trade

In 2014, China accounted for 3.6% of UK exports of goods and services and 7.0% of UK imports. China's share of UK trade has increased rapidly in recent years. In 2000, China accounted for 0.8% of UK exports and 1.8% of imports.



In 2014, China was the 7th largest export market for the UK, after the US, Germany, the Netherlands, France, Ireland and Switzerland. China was the 3rd largest source of UK imports.

UK top 10 export markets

Goods and services, 2014

	£bn	% of total
US	88.0	17.1%
Germany	43.3	8.4%
Netherlands	34.1	6.6%
France	30.6	5.9%
Ireland	27.9	5.4%
Switzerland	22.9	4.4%
China	18.7	3.6%
Italy	16.3	3.2%
Belgium	15.6	3.0%
Spain	14.6	2.8%
EU	228.9	44.4%
Total	515.2	100.0%

Source: ONS Pink Book 2015
Table 9.3

UK top 10 sources of imports

Goods and services, 2014

	£bn	% of total
Germany	70.6	12.8%
US	51.6	9.4%
China	38.3	7.0%
France	37.0	6.7%
Netherlands	36.1	6.6%
Spain	26.1	4.7%
Belgium	24.1	4.4%
Italy	21.6	3.9%
Norway	21.0	3.8%
Ireland	17.1	3.1%
EU	290.6	52.9%
Total	549.7	100.0%

Source: ONS Pink Book 2015
Table 9.3

About the Library

The House of Commons Library research service provides MPs and their staff with the impartial briefing and evidence base they need to do their work in scrutinising Government, proposing legislation, and supporting constituents.

As well as providing MPs with a confidential service we publish open briefing papers, which are available on the Parliament website.

Every effort is made to ensure that the information contained in these publically available research briefings is correct at the time of publication. Readers should be aware however that briefings are not necessarily updated or otherwise amended to reflect subsequent changes.

If you have any comments on our briefings please email papers@parliament.uk. Authors are available to discuss the content of this briefing only with Members and their staff.

If you have any general questions about the work of the House of Commons you can email hcinfo@parliament.uk.

Disclaimer

This information is provided to Members of Parliament in support of their parliamentary duties. It is a general briefing only and should not be relied on as a substitute for specific advice. The House of Commons or the author(s) shall not be liable for any errors or omissions, or for any loss or damage of any kind arising from its use, and may remove, vary or amend any information at any time without prior notice.

The House of Commons accepts no responsibility for any references or links to, or the content of, information maintained by third parties. This information is provided subject to the [conditions of the Open Parliament Licence](#).